


# NMX24-SR (-T)



Proportional Control, Non-Spring Return, Direct Coupled, 24V, for 2 to 10 VDC and 4 to 20 mA



**Torque min. 90 in-lb for control of damper surfaces up to 22 sq ft.**

## Application

For proportional modulation of dampers in HVAC systems. Actuator sizing should be done in accordance with the damper manufacturer's specifications.

The actuator is mounted directly to a damper shaft up to 1.05" in diameter by means of its universal clamp, 1/2" self centered default. A crankarm and several mounting brackets are available for applications where the actuator cannot be direct coupled to the damper shaft.

The actuator operates in response to a 2 to 10 VDC, or with the addition of a 500Ω resistor, a 4 to 20 mA control input from an electronic controller or positioner. A 2 to 10 VDC feedback signal is provided for position indication or master-slave applications.

## Operation

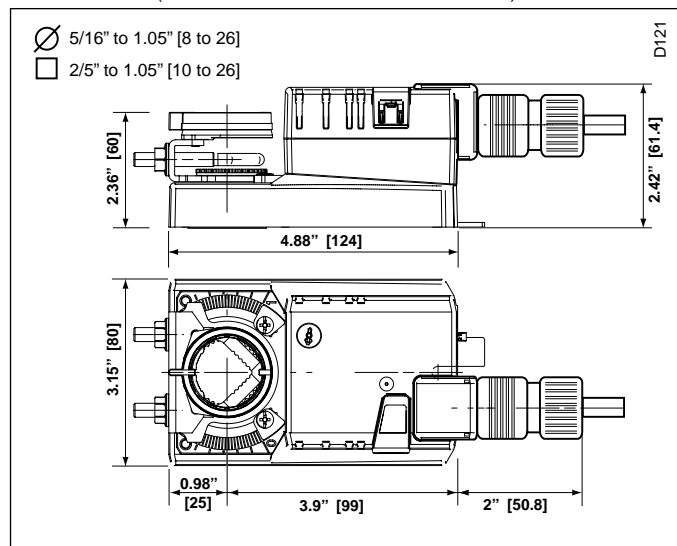
The actuator is not provided with and does not require any limit switches, but is electronically protected against overload. The anti-rotation strap supplied with the actuator will prevent lateral movement.

The NMX series provides 95° of rotation and a visual indicator indicates position of the actuator. When reaching the damper or actuator end position, the actuator automatically stops. The gears can be manually disengaged with a button on the actuator cover.

The NMX24-SR... actuators use a sensorless Brushless DC motor, which is controlled by an Application Specific Integrated Circuit (ASIC). The ASIC monitors and controls the actuator's rotation and provides a digital rotation sensing (DRS) function to prevent damage to the actuator in a stall condition. Power consumption is reduced in holding mode.

Add on auxiliary switches or feedback potentiometers are easily fastened directly onto the actuator body for signaling and switching functions

## Dimensions (All numbers in brackets are in millimeters.)



Technical Data	NMX24-SR
Power Supply	24 VAC ± 20% 50/60 Hz 24 VDC ± 10%
Power Consumption	2.5 W (0.4 W)
Transformer Sizing	5 VA (Class 2 power source)
Electrical Connection	18 GA plenum rated cable 1/2" conduit connector <input type="checkbox"/> 3 ft [1m] <input type="checkbox"/> 10 ft [3m] <input type="checkbox"/> 16 ft [5m]
Overload Protection	electronic throughout 0 to 95° rotation
Operating Range Y	2 to 10 VDC, 4 to 20 mA
Input Impedance	100 kΩ (0.1 mA), 500Ω
Feedback Output U	2 to 10 VDC (max 0.5 mA)
Angle of Rotation	max. 95°, adjust. with mechanical stop
Torque	90 in-lb [10 Nm]
Direction of Rotation	reversible with $\curvearrowright$ / $\curvearrowleft$ switch. Actuator will move: $\curvearrowleft$ =CCW with decreasing control signal (10→2V) $\curvearrowright$ =CW with decreasing control signal (10→2V)
Position Indication	reflective visual indicator (snap-on)
Manual Override	external push button
Running Time	<input type="checkbox"/> 150 seconds <input type="checkbox"/> 60 seconds <input type="checkbox"/> 95 seconds <input type="checkbox"/> 45 seconds constant independent of load
Humidity	5 to 95% RH non condensing (EN 60730-1)
Ambient Temperature	-22°F to +122°F [-30°C to +50°C]
Storage Temperature	-40°F to +176°F [-40°C to +80°C]
Housing	NEMA 2/IP54
Housing Material	UL94-5VA
Agency Listings	cULus acc. to UL 60730-1/-2-14 and CAN/CSA C22.2 No.24, CE according to 73 / 23 / EEC
Noise Level	<45dB(A)
Servicing	maintenance free
Quality Standard	ISO 9001
Weight	1.7 lbs [0.75 Kg]
<b>NMX24-SR-T</b>	
Electrical connection	screw terminal (for 26 to 14 GA wire) <input type="checkbox"/> unprotected (NEMA 1/IP20) <input type="checkbox"/> protected (NEMA 2/IP20)

### Accessories

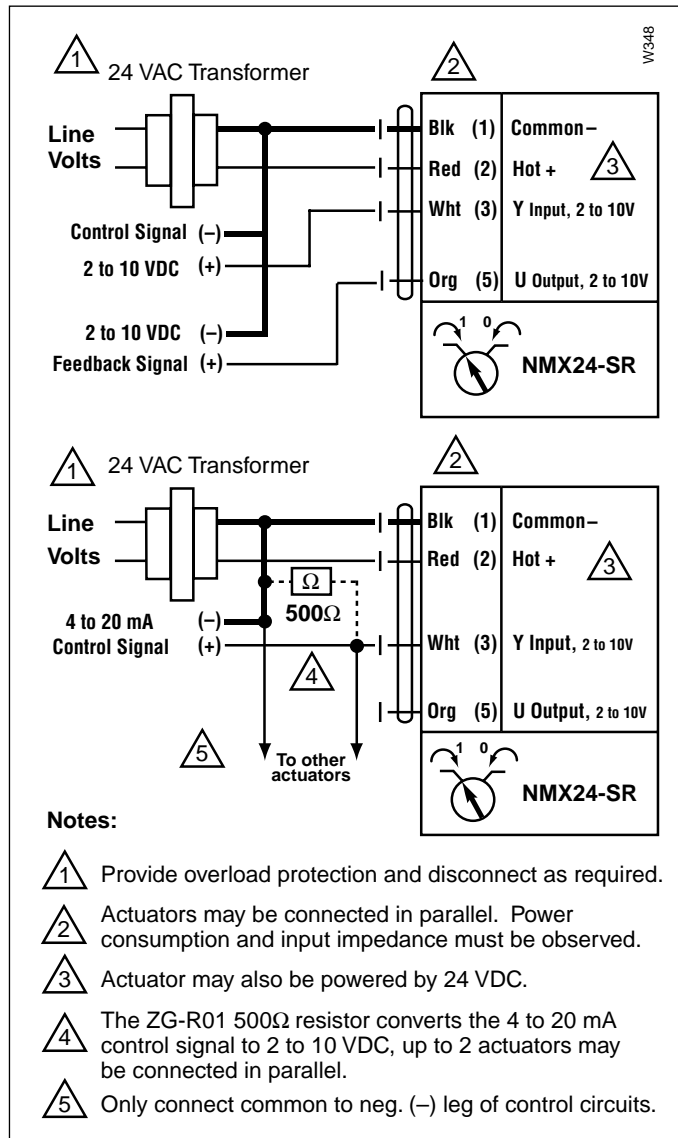
K-NA	Reversible Clamp
ZG-100	Universal Mounting Bracket
ZG-101	Universal Mounting Bracket
ZG-103	Universal Mounting Bracket
ZG-104	Universal Mounting Bracket
ZG-NMA	Crankarm Adaptor Kit
AV8-25	Universal Shaft Extension
ZG-NMSA-1	Shaft Adaptor
ZS-T	Terminal Cover for NEMA 2
ZS-100	Weather Shield - Steel
ZS-150	Weather Shield - Polycarbonate
Tool-06	8 mm & 10 mm Wrench
S1A, S2A	Auxiliary Switch (es)
P370	Shaft Mount Auxiliary Switch
P...A	Feedback Potentiometers
SGA24	Min positioners in NEMA 4 housing
SGF24	Min positioners for flush panel mounting
PTA-250	Pulse Width Modulation Interface
IRM-100	Input Rescaling Module
ADS-100	Analog to Digital Switch
ZG-R01	Resistor for 4 to 20 mA Conversion
NSV24 US	Battery Back-Up Module
ZG-X40	Transformer

**Note:** When using NMX24-SR... actuators, only use accessories listed on this page.

### NMX24-SR - Typical Specification:

Proportional control damper actuators shall be electronic direct-coupled type, which require no crankarm and linkage and be capable of direct mounting to a shaft up to 1.05" diameter. Actuators must provide proportional damper control in response to a 2 to 10 VDC or, with the addition of a 500Ω resistor, a 4 to 20 mA control input from an electronic controller or positioner. Actuators shall have Brushless DC motor technology and be protected from overload at all angles of rotation. Actuators shall have reversing switch and manual override on the cover. If required, actuator will be provided with screw terminal strip for electrical connections (NMX24-SR-T). Run time shall be constant and independent of torque. A 2 to 10 VDC feedback signal shall be provided for position indication. Actuators shall be cULus listed, have a 5-year warranty, and be manufactured under ISO 9001 International Quality Control Standards. Actuators shall be as manufactured by Belimo.

### Wiring



2 to 10 VDC and 4 to 20 mA control of NMX24-SR